



SPARTAN Power
Solutions



Industrial Range Perkins Series Model SP1100 Generator set



General Performance Data

Prime Power	1000KVA/800KW
Stand by Power	1100KVA/880KW
Frequency/Speed	50Hz/1500rpm
Rated Power Factor(cosφ)	0.8
Standard Voltage	398V/690V
Phases	3

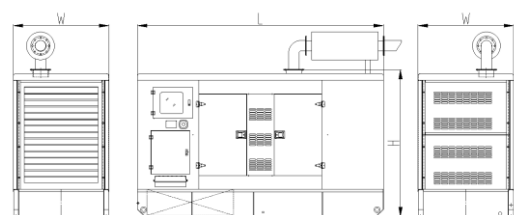
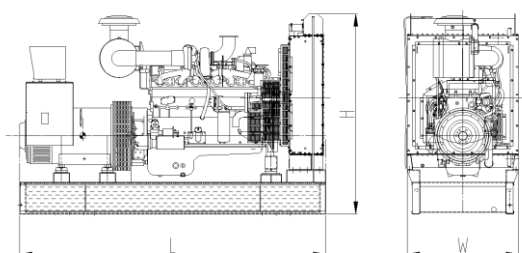
Engine	Brand	Perkins
	Model	4008TAG2A
Control module	Deepsea 6120	
Rated Current	836A	
Capacity of Breaker	1000A	
Starting Voltage	DC24V	

Fuel consumption

Rated output	Fuel consumption rate	
100%Standby	209g/KW.h	240L/h
100%Prime	206g/KW.h	215L/h
75%Prime	207g/KW.h	162L/h
50%Prime	213g/KW.h	111L/h
25%Prime	-	-

Standards followed

ISO9001	ISO14001
ISO8528	ISO12100
ISO13849	EN12601
GB12786	GB/T2820
IEC60034	IEC60204
CE	RETIE



Dimensions and Weights

Type	Open	Silent
Length(mm)	4600	5800
Width(mm)	2140	2280
Height(mm)	2520	2500
Weight(kg)	6950	11080
Base fuel tank volume (L)	/	/

Engine specification

Basic parameter

Manufacturer	Perkins
Model	4008TAG2A
No. of cylinder	8
Type	4 stroke Vertical In-line
Prime Power	899kw /1223HP
Standby Power	985kw /1340HP
Induction system	Turbocharged
Governor	Electronic
Bore x Stroke	160x190mm
Displacement	30.561L
Compression ratio	13.6:1
Oil Capacity(Total)	153L
Coolant Capacity(Engine only)	149L
Cranking Motor Voltage	DC24V

Fuel System

Type Injection system	Direct injection
Min. Allowable flow of fuel to fuel pump	240L/h

Lubrication system

Oil Pressure	
---Minimum @ 80°C	340kPa
---Rated speed	-
Max. allowable oil temperature	105°C
Oil Pan capacity - Low/High	127/153L
Total system capacity	153L
Angularity of oil pan-Front Down	5°

Air induction system

Maximum allowable intake air restriction	
---with clean filter element	1.25kPa
---with dirty filter element	3.73kPa
---air filter type	5001-00-00 MF&T

Exhaust system

Max. allowable back pressure	7.9kPa
Standard exhaust pipe diameter	152mm

Cooling system

Coolant capacity	
---Engine only	48L
---Total system	149L
---With heat exchanger	-
Standard thermostat(modulating) range	71-85 °C
Max. coolant temperature	-
Max. allowable top tank temperature for stand by/prime power	98 °C

Electric system

Min. recommended battery capacity (12V)	
---10°C(50°F) & above- 0°F CCA	750A
--- 0°C(32°F) to 10°C(50°F)- 0°F CCA	750A
---18°C(0°F) to 0°C(32°F)- 0°F CCA	750A
Minimum cranking speed	120rpm
Starter(heave,Anode)	DC24V
Battery recharge system, negative ground	40ampere


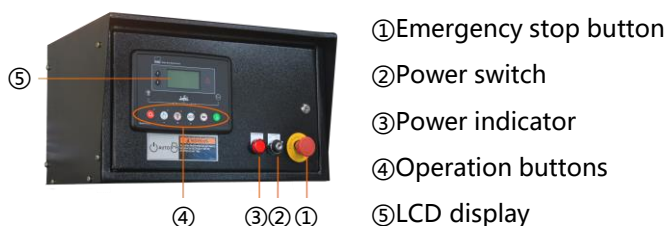
Alternator specification

Phases	3	Coating	Vacuum impregnation
Poles	4	Insulation class	H
Power factor(cosφ)	0.8	Protection	IP23
Winding connection	Star	Excitation system	Self-excited
Winding pitch	2/3	Bearing	Single Bearing
Voltage regulator type	AVR	Coupling	Flexible disc

Control system Introduction

Deepsea 6120 Auto start & auto mains failure control panel

Deepsea 6120 is an auto mains failure controller for single generator, it can monitor and protect the generator working all the time. it has a LCD display which clearly shows the status of the engine. this controller include seven inputs and six outputs. This controller can also be programmed using the front panel or by using DSE configuration Suite PC software



Key Features:

- Auto start/stop, load transfer and alarming of generator
- Remote start on or off load
- With hierarchical loading function
- Multiple start/stop cycles can be preset
- 3 phase generator and mains voltage monitoring.
- Generator/load power detection(kW, kVA, kVAr PF)
- Overload protection (kW)
- Load current monitoring and protection
- Engine speed protection
- Engine pre-heat
- Engine start idle & stop idle
- Battery voltage monitoring
- Start under the low battery
- 4 active outputs
- 4 digital inputs and 3 analogue inputs.
- 6 Custom digital input
- 6 outputs(4 configurable on magnetic pick-up, 6 configurable on Canbus version)
- DSE2130,DSE2157,DSE2548 expansion module can be connected
- Support 0-10V or 4-20mA oil pressure sensor

Main features:

- Multi language display
- Mains failure self starting
- The running time of the engine can be recorded to facilitate the maintenance and repair of the unit
- User-friendly set-up and button layout
- LCD display can display multiple parameters at the same time
- Support EFI engine
- IP65 rating (with optional gasket)
- PC and front panel configuration
- 100 event records
- Data recording and trend analysis

Protection:

- Two sets of protection parameters can be preset
- Normal alarm, electrical trip and shutdown alarm can be set to effectively monitor the engine speed,oil pressure, water temperature and oil level, as well as the frequency, voltage, current and power of the alternator, for complete engine/alternator protection
- Low Oil Pressure
- High water Temperature
- High voltage and low voltage
- Overspeed
- Emergency stop
- Fail to start

Soundproof Canopy Introduction:

Standard Type:

- The arc angle structure makes the appearance beautiful and not easy to bump
- High quality coating powder, chemical surface treatment & 100-120um coating thickness greatly improving the anti-corrosion and anti rust level
- Stainless steel hinge & door lock are beautiful and anti-rust
- 2.0mm cold rolled plate used makes the body more solid
- The bottom forklift and loading port design enables easy loading and unloading
- The drainage outlets are all connected to the outside for easy operation
- The sufficient air in & out design ensure long-term and stable operation of the unit
- Isolation net is designed for air inlet, exhaust outlet and muffler outlet to prevent objects from entering the unit
- High density foam used inside effectively reduces noise
- Ceiling Lighting is equipped for easy operation
- The built-in base fuel tank with fuel filler set on the shell facilitates refueling
- Models above medium power range are designed with top hoisting mechanism to facilitate transportation of the unit.

Imitated container type:

- The shell is made of 3.0mm hot rolled steel plate so as to withstand the lifting capacity of 15-ton without deformation
- The switch cabinet and control panel are respectively set on both sides of the shell for easy maintenance & operation
- The shell looks similar to standard container, and can be loaded into 40HQ container for transportation, which is convenient for shipping
- The lifting eye holes are designed on the top same as the standard container for easy handling
- High density foam used inside effectively reduces noise
- The built-in base fuel tank with fuel filler set on the shell facilitates refueling
- Double emergency stop button set on different surfaces enables quick response to operation requirements
- The shell base is independent from the unit with 3mm thick checkered steel plate floor, which is beautiful & antiskid, and is convenient for overhaul & maintenance of the unit
- The door handle, lock and hinge are all made of stainless steel to avoid rusting
- The air out louver made of the mesh plate with podwer coating and pasted with high-density glass fiber is beautiful and not easy to rust, and can further reduce the noise
- Isolation net is designed for air inlet, exhaust outlet and muffler outlet to prevent objects from entering the unit
- The sufficient air in & out design ensure long-term and stable operation of the unit
- The drainage outlets are all connected to the outside for easy operation
- Ceiling Lighting is equipped for easy operation

Standard container type:

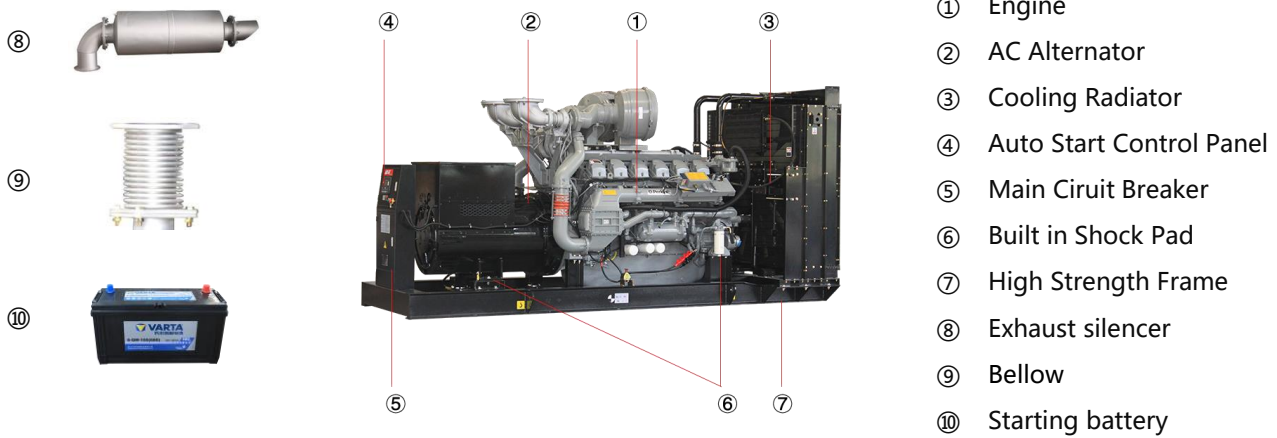
- Can be shipped on board directly during transportation
- The mesh plate with podwer coating and inner pasted with high-density glass fiber is installed inside the shell, which is beautiful and anti-rust, and can further reduce the noise
- 3mm thick checkered steel plate floor is beautiful & antiskid, and is convenient for overhaul & maintenance of the unit
- Double emergency stop button set on different surfaces enables quick response to operation requirements
- The independent daily fuel tank can be designed to put inside to meet requirements of continuous operation
- The fuel filler is set on the shell to facilitate refueling
- The switch cabinet and control panel are respectively set on both sides of the shell for easy maintenance & operation
- The air in & out louver made of the mesh plate with podwer coating and pasted with high-density glass fiber is beautiful and not easy to rust, and can further reduce the noise
- Isolation net is designed for air inlet, exhaust outlet and muffler outlet to prevent objects from entering the unit
- The sufficient air in & out design ensure long-term and stable operation of the unit
- The drainage outlets are all connected to the outside for easy operation
- Ceiling Lighting is equipped for easy operation



Decomposition diagram introduction of Typical Canopy



Standard supply scope:






Optional supply scope:

Genset	Engine	Alternator	Control system
<ul style="list-style-type: none"> • Tool box • Base fuel tank • External daily fuel tank • Trailer 	<ul style="list-style-type: none"> • Fuel heater • Fuel and water separator 	<ul style="list-style-type: none"> • Temp. detector for winding and bearing • PMG • Antirust, mildew and salt fog treatment • Anti condensation heater 	<ul style="list-style-type: none"> • ATS • Synchronization System • Adjustable earth relay
Breaker	Fuel system	Lub-oil system	Cooling system
<ul style="list-style-type: none"> • ABB • Schneider 	<ul style="list-style-type: none"> • Low fuel level alarm • Auto Fuel Pump • T Valve 	<ul style="list-style-type: none"> • Lub oil heater • Temp.-sensor • Oil drain Pump 	<ul style="list-style-type: none"> • Elec.coolant Heater



SPARTAN

Spartan UK | Spartan China | Spartan UAE
Info@spartaneqp.com | www.spartaneqp.com

-  Follow us @facebook.com/spartaneqp
-  Follow us @linkedin.com/spartaneqp
-  Follow us @spartaneqp

All information in the document is substantially correct at the time of printing but maybe subsequently altered by the company.

Distributed by



ENGINEERING SUPPLIES LTD.