



**SPARTAN** Power  
Solutions



# Industrial Range

Baudouin Series

**Model SB20 Generator set**



## General Performance Data

Prime Power	18KVA/15KW
Stand by Power	20KVA/16KW
Frequency/Speed	50Hz/1500rpm
Rated Power Factor(cosφ)	0.8
Standard Voltage	230V/400V
Phases	3

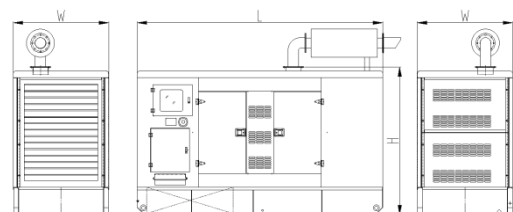
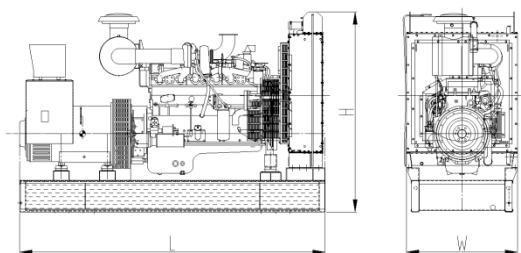
Engine	Brand	Baudouin
	Model	4M06G20/5
Control module	Deepsea 6120	
Rated Current	27A	
Capacity of Breaker	63A	
Starting Voltage	DC12V	

## Fuel consumption

Rated output	Fuel consumption rate	
100%Standby	219g/KW.h	5.2L/h
100%Prime	218g/KW.h	4.7L/h
75%Prime	224g/KW.h	3.6 L/h
50%Prime	244g/KW.h	2.6L/h
25%Prime	350g/KW.h	1.9L/h

## Standards followed

ISO9001	ISO14001
ISO8528	ISO12100
ISO13849	EN12601
GB12786	GB/T2820
IEC60034	IEC60204
CE	RETIE



## Dimensions and Weights

Type	Open	Silent
Length(mm)		
Width(mm)		
Height(mm)		
Weight(kg)		
Base fuel tank volume (L)		

## Engine specification

Basic parameter	
Manufacturer	Baudouin
Model	4M06G20/5
No. of cylinder	4
Type	In-line
Prime Power	18Kw /24HP
Standby Power	20kw /27HP
Induction system	Naturally Aspirated
Governor	Electronic
Bore x Stroke	89x92mm
Displacement	2.3L
Compression ratio	17.5:1
Oil Capacity(Total)	11.5L
Coolant Capacity(Engine only)	5L
Cranking Motor Voltage	DC12V
Fuel System	
Type Injection system	Mechanical Pump
Fuel supply flow	40.2 L/h

Lubrication system	
Oil Pressure	
---Idle speed	≥1 Bar
---Rated speed	2-5 Bar
Max. allowable oil temperature	115°C
Offset sump oil capacity: low/high	7.1 /9.5L
Total system capacity	11.5L

## Alternator specification

Phases	3
Poles	4
Power factor(cosφ)	0.8
Winding connection	Star
Winding pitch	2/3
Voltage regulator type	AVR

Air induction system	
Maximum allowable intake air restriction	
---with clean filter element	≤35mBar
---with dirty filter element	≤60mBar
Air intake temperature rise	≤5°C
Exhaust system	
Max. allowable back pressure	80mBar
Standard exhaust pipe diameter	35mm

Cooling system	
Coolant capacity	
---Engine only	5L
---Total system	8.6 L
---With heat exchanger	3.6L
Standard thermostat(modulating) range	72-82 °C
System designed for ambient temperature up to	50°C
Coolant alarm (shutdown) temperature	105°C

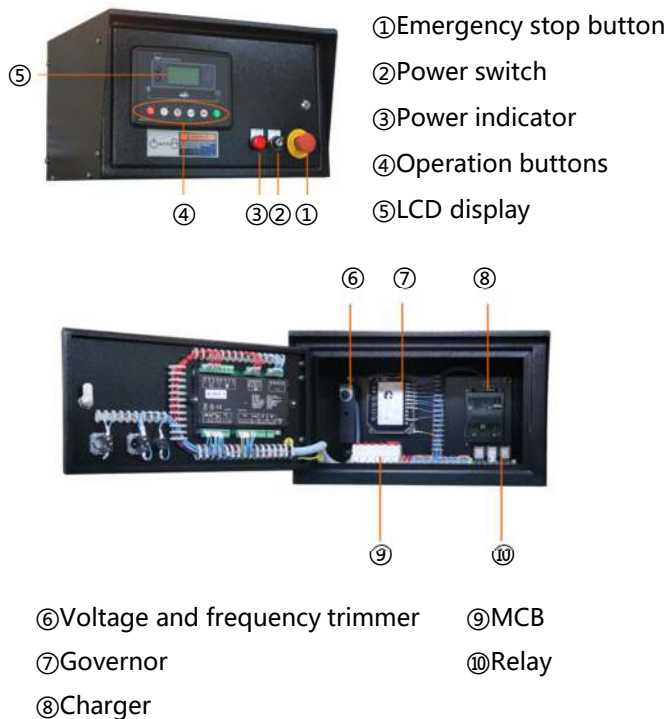
Electric system	
Min. recommended battery capacity (24V)	
Starter power	3KW
Battery charger current	35A
Battery charger absorbed power	0.5KW
Max. allowable resistance of Starting circuit	0.004ohm
Electrical system voltage (negative to ground)	DC12V
Min. cold start temperature without auxiliary starting device	-5°C

Coating	Vacuum impregnation
Insulation class	H
Protection	IP23
Excitation system	Self-excited
Bearing	Single Bearing
Coupling	Flexible disc

# Control system Introduction

## Deepsea 6120 Auto start & auto mains failure control panel

**Deepsea 6120** is an auto mains failure controller for single generator, it can monitor and protect the generator working all the time. it has a LCD display which clearly shows the status of the engine. this controller include seven inputs and six outputs. This controller can also be programmed using the front panel or by using DSE configuration Suite PC software



## Key Features:

- Auto start/stop, load transfer and alarming of generator
- Remote start on or off load
- With hierarchical loading function
- Multiple start/stop cycles can be preset
- 3 phase generator and mains voltage monitoring.
- Generator/load power detection(kW, kVA, kVAr PF)
- Overload protection (kW)
- Load current monitoring and protection
- Engine speed protection
- Engine pre-heat
- Engine start idle & stop idle
- Battery voltage monitoring
- Start under the low battery
- 4 active outputs
- 4 digital inputs and 3 analogue inputs.
- 6 Custom digital input
- 6 outputs(4 configurable on magnetic pick-up, 6 configurable on Canbus version)
- DSE2130,DSE2157,DSE2548 expansion module can be connected
- Support 0-10V or 4-20mA oil pressure sensor

## Main features:

- Multi language display
- Mains failure self starting
- The running time of the engine can be recorded to facilitate the maintenance and repair of the unit
- User-friendly set-up and button layout
- LCD display can display multiple parameters at the same time
- Support EFI engine
- IP65 rating (with optional gasket)
- PC and front panel configuration
- 100 event records
- Data recording and trend analysis

## Protection:

- Two sets of protection parameters can be preset
- Normal alarm, electrical trip and shutdown alarm can be set to effectively monitor the engine speed,oil pressure, water temperature and oil level, as well as the frequency, voltage, current and power of the alternator, for complete engine/alternator protection
- Low Oil Pressure
- High water Temperature
- High voltage and low voltage
- Overspeed
- Emergency stop
- Fail to start

# Soundproof Canopy Introduction:

## Standard Type :

- The arc angle structure makes the appearance beautiful and not easy to bump
- High quality coating powder, chemical surface treatment & 100-120um coating thickness greatly improving the anti-corrosion and anti rust level
- Stainless steel hinge & door lock are beautiful and anti-rust
- 2.0mm cold rolled plate used makes the body more solid
- The bottom forklift and loading port design enables easy loading and unloading
- The drainage outlets are all connected to the outside for easy operation
- The sufficient air in & out design ensure long-term and stable operation of the unit
- Isolation net is designed for air inlet, exhaust outlet and muffler outlet to prevent objects from entering the unit
- High density foam used inside effectively reduces noise
- Ceiling Lighting is equipped for easy operation
- The built-in base fuel tank with fuel filler set on the shell facilitates refueling
- Models above medium power range are designed with top hoisting mechanism to facilitate transportation of the unit.

## Imitated container type :

- The shell is made of 3.0mm hot rolled steel plate so as to withstand the lifting capacity of 15-ton without deformation
- The switch cabinet and control panel are respectively set on both sides of the shell for easy maintenance & operation
- The shell looks similar to standard container, and can be loaded into 40HQ container for transportation, which is convenient for shipping
- The lifting eye holes are designed on the top same as the standard container for easy handling
- High density foam used inside effectively reduces noise
- The built-in base fuel tank with fuel filler set on the shell facilitates refueling
- Double emergency stop button set on different surfaces enables quick response to operation requirements
- The shell base is independent from the unit with 3mm thick checkered steel plate floor, which is beautiful & antiskid, and is convenient for overhaul & maintenance of the unit
- The door handle, lock and hinge are all made of stainless steel to avoid rusting
- The air out louver made of the mesh plate with podwer coating and pasted with high-density glass fiber is beautiful and not easy to rust, and can further reduce the noise
- Isolation net is designed for air inlet, exhaust outlet and muffler outlet to prevent objects from entering the unit
- The sufficient air in & out design ensure long-term and stable operation of the unit
- The drainage outlets are all connected to the outside for easy operation
- Ceiling Lighting is equipped for easy operation

## Standard container type :

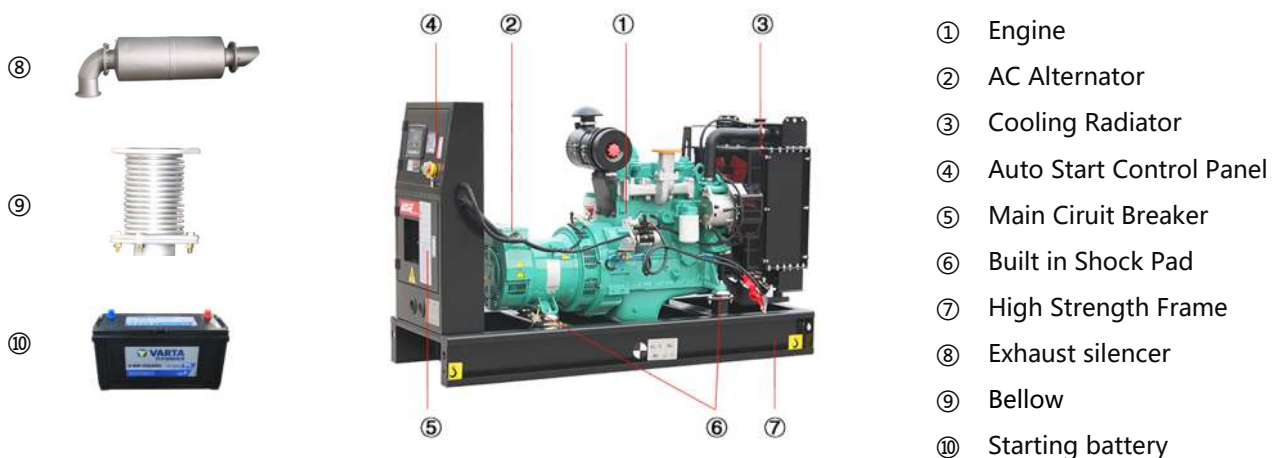
- Can be shipped on board directly during transportation
- The mesh plate with podwer coating and inner pasted with high-density glass fiber is installed inside the shell, which is beautiful and anti-rust, and can further reduce the noise
- 3mm thick checkered steel plate floor is beautiful & antiskid, and is convenient for overhaul & maintenance of the unit
- Double emergency stop button set on different surfaces enables quick response to operation requirements
- The independent daily fuel tank can be designed to put inside to meet requirements of continuous operation
- The fuel filler is set on the shell to facilitate refueling
- The switch cabinet and control panel are respectively set on both sides of the shell for easy maintenance & operation
- The air in & out louver made of the mesh plate with podwer coating and pasted with high-density glass fiber is beautiful and not easy to rust, and can further reduce the noise
- Isolation net is designed for air inlet, exhaust outlet and muffler outlet to prevent objects from entering the unit
- The sufficient air in & out design ensure long-term and stable operation of the unit
- The drainage outlets are all connected to the outside for easy operation
- Ceiling Lighting is equipped for easy operation



## Decomposition diagram introduction of Canopy



## Standard supply scope:






## Optional supply scope:

Genset	Engine	Alternator	Control system
<ul style="list-style-type: none"> <li>Tool box</li> <li>Base fuel tank</li> <li>External daily fuel tank</li> <li>Trailer</li> </ul>	<ul style="list-style-type: none"> <li>Fuel heater</li> <li>Fuel and water separator</li> </ul>	<ul style="list-style-type: none"> <li>Temp. detector for winding and bearing</li> <li>PMG</li> <li>Antirust, mildew and salt fog treatment</li> <li>Anti condensation heater</li> </ul>	<ul style="list-style-type: none"> <li>ATS</li> <li>Synchronization System</li> <li>Adjustable earth relay</li> </ul>
Breaker	Fuel system	Lub-oil system	Cooling system
<ul style="list-style-type: none"> <li>ABB</li> <li>Schneider</li> </ul>	<ul style="list-style-type: none"> <li>Low fuel level alarm</li> <li>Auto Fuel Pump</li> <li>T Valve</li> </ul>	<ul style="list-style-type: none"> <li>Lub oil heater</li> <li>Temp.-sensor</li> <li>Oil drain Pump</li> </ul>	<ul style="list-style-type: none"> <li>Elec.coolant Heater</li> </ul>



Spartan UK | Spartan China | Spartan UAE  
Info@spartaneqp.com | www.spartaneqp.com

-  Follow us @facebook.com/spartaneqp
-  Follow us @linkedin.com/spartaneqp
-  Follow us @spartaneqp

All information in the document is substantially correct at the time of printing but maybe subsequently altered bythe company.

Distributed by



**ENGINEERING SUPPLIES LTD.**

